

# A DECADE IN *Brooklyn*




## Top 10 Things You Need to Know About The Brooklyn Transformation from 2010-2019

### 1 Major Brooklyn openings and historic events:

	<b>MARCH 2010</b>	BROOKLYN BRIDGE PARK (PIER 1 AND 6) OPENED
	<b>MAY 29, 2010</b>	THE NEW LUNA PARK AMUSEMENT PARK OPENED
	<b>SEPT 21, 2012</b>	BARCLAYS CENTER OPENED
	<b>OCT 30, 2012</b>	BROOKLYN GOT AN NBA TEAM
	<b>DEC 17, 2013</b>	BROOKLYN GOT A WHOLE FOODS
	<b>2015</b>	PRESIDENTIAL CAMPAIGN HEADQUARTERED
	<b>2016</b>	CITY POINT OPENED*
	<b>APRIL 14, 2016</b>	PRESIDENTIAL DEBATE HELD AT THE BROOKLYN NAVY YARD
	<b>JULY 30, 2016</b>	BROOKLYN GOT AN APPLE STORE
	<b>APRIL 27, 2017</b>	THE NEW KOSCIUSZKO BRIDGE WAS BUILT
	<b>OCT 15, 2019</b>	BROOKLYN GOT A WEGMANS

### 2 The 7 tallest buildings in Brooklyn topped out:



### 3 The 10 Brooklyn commercial real estate deals of the decade:

- 1 \$869,612,895 | 1155 Pennsylvania Ave 2018
- 2 \$751,000,000 | 5502 Avenue N 2012
- 3 \$408,468,512 | Dumbo Heights\* 2017
- 4 \$345,000,000 | 85 Jay Street\* 2016
- 5 \$340,000,000 | 25 Columbia Heights\* 2016
- 6 \$303,000,000 | 100 Ferris Street 2018
- 7 \$276,947,000 | 5100 Kings Plaza 2012
- 8 \$275,000,000 | 184 Kent Avenue 2015
- 9 \$255,000,000 | Sunset Park Industrial Park 2019
- 10 \$240,000,000 | 107 Adams Street\* 2013

\* Jehovah's Witnesses Portfolio

### 4 Brooklyn outpaced Manhattan in tech job growth:

↑ **175%**  
INCREASE

MORE THAN DOUBLE THE  
86% IN MANHATTAN

↑ **1,205**  
TECH-FOCUSED  
START UPS

UP 356% SINCE 2008

\* **CITYPOINT** at 1.9 million SF is the city's largest mixed-use development which includes 1,290 residential units spread throughout three towers, a one-acre Willoughby Square Park, and a five-story, 675,000 SF commercial center containing:

- TRADER JOE'S — USA'S HIGHEST-CROSSING TRADER JOE'S
- DeKALB — 30K SF MARKET HALL WITH OVER 40 LOCAL VENDORS
- ALAMO — NYC'S FIRST ALAMO DRAFTHOUSE LOCATION
- city
- Century 21

5

Brooklyn became known as the East Coast's innovation and tech corridor due to the growth of office projects including:

INDUSTRY CITY REDEVELOPMENT




BROOKLYN NAVY YARD



1000 DEAN



DUMBO HEIGHTS



EMPIRE STORES



6

If Brooklyn were a city it would be the 4th largest in the USA:

2010 - 2,504,710  
2018 - 2,582,830

+3.1% POPULATION CHANGE

MEDIAN HOUSEHOLD INCOME CHANGE +45.5%

2010 - \$42,047  
2019 - \$61,220

2010 - 916,856  
2019 - 950,856

+3.7% HOUSEHOLD CHANGE

MEDIAN AGE CHANGE +3.2%

2010 - 34.1  
2019 - 35.4

7

The commercial real estate boom reached historic heights:

RECORD-BREAKING  
**\$9.5B**  
2015 Investment Sales Dollar Volume

FROM \$1B TO \$5.1B  
**+410%**  
Borough-Wide Change in Dollar Volume

FROM \$1.3M TO \$5.5M  
**+323%**  
Change in Average Transaction

8

Brooklyn experienced a residential development surge:



**110,000+**

Residential Units Developed

9

11 Brooklyn neighborhoods now have median home prices above \$1M:



DUMBO - \$1,615,341

CARROLL GARDENS - \$1,545,000

COBBLE HILL - \$1,376,855

BROOKLYN HEIGHTS - \$1,375,000

PARK SLOPE - \$1,195,000

BOERUM HILL - \$1,268,236


WILLIAMSBURG - \$1,245,000

RED HOOK - \$1,244,100

PROSPECT HEIGHTS - \$1,237,500

GOWANUS - \$1,078,000

PROSPECT LEFFERTS GARDENS - \$1,038,989



10

Brooklyn Neighborhood of the Decade:



**DOWNTOWN BROOKLYN**

**11,000+**  
Total Residential Units Added

**1.3M+**  
SF of Office Developed

**29%**  
Increase in Job Growth



**TERRACRG**  
COMMERCIAL REALTY GROUP

TERRACRG | LICENSED REAL ESTATE BROKERS | P: 718-768-7788 | TERRACRG.COM

**Only Brooklyn.®**